








WeldTec® TIG TORCHES

WATER COOLED

	Torch Model	Torch Package	Capacity Amps*	Features	Electrode Sizes	Access. Kit
	WT-18	WT-18-12 WT-18-12R WT-18-25 WT-18-25R	350	Standard Model	.020" - 5/32"	AK-3
	WT-18SP	WT-18SP-12 WT-18SP-12R WT-18SP-25 WT-18SP-25R	350	Pencil Model	.020" - 5/32"	AK-3A
	WT-18SPM	WT-18SPM-12 WT-18SPM-25	350	Machine Torch	.020" - 5/32"	AK-3A
	WT-18V	WT-18V-12 WT-18V-12R WT-18V-25 WT-18V-25R	350	Built-in Gas Valve	.020" - 5/32"	AK-3
	WT-20	WT-20-12 WT-20-12R WT-20-25 WT-20-25R	250	Standard Model	.020" - 1/8"	AK-4
	WT-20F	WT-20F-12 WT-20F-12R WT-20F-25 WT-20F-25R	225	Flex Head Model	.020" - 1/8"	AK-4
	WT-20H	WT-20H-12 WT-20H-12R WT-20H-25 WT-20H-25R	300	Heavy Duty Model	.020" - 5/32"	AK-4
	WT-20P	WT-20P-12 WT-20P-12R WT-20P-25 WT-20P-25R	225	Pencil Model	.020" - 1/8"	AK-4A
	WT-20V	WT-20V-12 WT-20V-12R WT-20V-25 WT-20V-25R	250	Built-in Gas Valve	.020" - 1/8"	AK-A
	WT-22 A,B	Request Data Sheet A = 7" B = 14"	260	20 Style Machine Models	.020" - 1/8"	AK-22
	WT-24W	WT-24W-12 WT-24W-12R WT-24W-25 WT-24W-25R	180	Small Head Model	.020" - 3/32"	AK-5W
	WT-24WF	WT-24WF-12 WT-24WF-12R WT-24WF-25 WT-24WF-25R	180	Flex Head Model	.020" - 3/32"	AK-5W
	WT-25	WT-25-12 WT-25-12R WT-25-25 WT-25-25R	225	Flex Neck Pencil	.020" - 1/8"	AK-4A
	WT-27AW	Request Data Sheet	500	9" Machine Model	.040" - 1/4"	AK-27
	WT-27BW	Request Data Sheet	500	20" Machine Model	.040" - 1/4"	AK-27
	WT-27CW	Request Data Sheet	500	9" Robotic Model	.040" - 1/4"	AK-27
	WT-28 A,B	Request Data Sheet A = 7" B = 14"	350	18 Style Machine Models	.020" - 5/32"	AK-28

"V" indicates built-in gas valve. "F" indicates flexible head.
"R" = flexible rubber cable & hose assembly.

*AC or DCSP

TEC TORCH COMPANY, Inc. • P.O. BOX 1870 • San Marcos, CA 92079 • www.weldtec.com • (800) 258-9353